


QUARTERLY REPORT OF REVENUE AND OTHER RECEIPTS
As at the Quarter Ending March 31, 2021

FORM NO. 1


Department : Department of Health (DOH)
 Agency : Office of the Secretary
 Operating Unit : Metro Manila Centers for Health Development
 Organization Code (UACS) : 13 001 0300013
 Fund Cluster : 01 - Regular Agency Fund

Classification/Sources of Revenue and Other Receipts	UACS CODE	REVENUE TARGET (Annual) per BESF	Actual Revenue and Other Receipts Collections					Cumulative Remittance/Deposits to Date			Variance		Remarks
			1st Quarter Ending March 31	2nd Quarter Ending June 30	3rd Quarter Ending Sept. 30	4th Quarter Ending Dec. 31	Total	Remittance to BTr	Deposited with AGDB	TOTAL	Amount	%	
			4	5	6	7	8=[(6+(-)7)-8+9]	9	10	11=(9+10)	12=(8-3)	13=(12/3)	
Regular Agency Fund		4,133,000.00	16,671,722.36	0.00	0.00	0.00	16,671,722.36	16,685,301.36	0.00	16,685,301.36	12,538,722.36	303 %	
Revenue Collections		4,133,000.00	846,760.70	0.00	0.00	0.00	846,760.70	846,760.70	0.00	846,760.70	(3,286,239.30)	-80 %	
Cash Revenue		4,133,000.00	846,760.70	0.00	0.00	0.00	846,760.70	846,760.70	0.00	846,760.70	(3,286,239.30)	-80 %	
Non-Tax		4,133,000.00	846,760.70	0.00	0.00	0.00	846,760.70	846,760.70	0.00	264,200.00	(336,800.00)	-56 %	
Other Permit Fees	4020101099	601,000.00	264,200.00	0.00	0.00	0.00	264,200.00	2,800.00	0.00	2,800.00	(1,200.00)	-30 %	
Registration Fees	4020102000	4,000.00	2,800.00	0.00	0.00	0.00	2,800.00	2,800.00	0.00	2,800.00	(11,200.00)	-80 %	
Clearance Fees	4020104001	14,000.00	2,800.00	0.00	0.00	0.00	2,800.00	2,800.00	0.00	2,800.00	(2,861,852.80)	-88 %	
Licensing Fees	4020106000	3,250,000.00	388,147.20	0.00	0.00	0.00	388,147.20	388,147.20	0.00	388,147.20	(2,861,852.80)	-88 %	
Fines and Penalties - Service Income	4020114000	264,000.00	188,813.50	0.00	0.00	0.00	188,813.50	188,813.50	0.00	188,813.50	(75,186.50)	-28 %	
Non-Revenue Collections/Other Receipts		0.00	15,824,961.66	0.00	0.00	0.00	15,824,961.66	15,838,540.66	0.00	15,838,540.66	15,824,961.66	0 %	
Cash Receipts		0.00	15,824,961.66	0.00	0.00	0.00	15,824,961.66	15,838,540.66	0.00	15,838,540.66	15,824,961.66	0 %	
Others		0.00	15,824,961.66	0.00	0.00	0.00	15,824,961.66	15,838,540.66	0.00	15,838,540.66	15,824,961.66	0 %	
Due from National Government Agencies	1030301000	0.00	694,334.43	0.00	0.00	0.00	694,334.43	694,334.43	0.00	694,334.43	694,334.43	0 %	
Due from Local Government Units	1030303000	0.00	31,192.48	0.00	0.00	0.00	31,192.48	45,062.48	0.00	45,062.48	31,192.48	0 %	
Other Receivables	1030599000	0.00	13,298,988.51	0.00	0.00	0.00	13,298,988.51	13,298,988.51	0.00	13,298,988.51	13,298,988.51	0 %	
Advances for Payroll	1990102000	0.00	1,718,010.84	0.00	0.00	0.00	1,718,010.84	1,717,675.34	0.00	1,717,675.34	1,718,010.84	0 %	
Advances for Special Disbursing Officer	1990103000	0.00	72,435.40	0.00	0.00	0.00	72,435.40	72,435.40	0.00	72,435.40	72,435.40	0 %	
Advances to Officers and Employees	1990104000	0.00	0.00	0.00	0.00	0.00	0.00	44.50	0.00	44.50	0.00	0 %	
Government Equity	3010101000	0.00	10,000.00	0.00	0.00	0.00	10,000.00	10,000.00	0.00	10,000.00	10,000.00	0 %	
TOTAL		4,133,000.00	16,671,722.36	0.00	0.00	0.00	16,671,722.36	16,685,301.36	0.00	16,685,301.36	12,538,722.36	303 %	

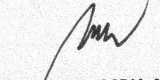
Certified Correct:


MARJORIE G. FABUNAN, CPA
 Accountant III
 Date: *ef*

Recommending Approval:


PHILIP F. DU, CPA, MBM
 Chief Administrative Officer
 Date:

Approved By:


GLORIA J. BALBOA, MD, MPH, MHA, CEO VI, CESO III
 Director IV
 Date:


QUARTERLY REPORT OF REVENUE AND OTHER RECEIPTS

As at the Quarter Ending June 30, 2021


Department : Department of Health (DOH)
 Agency : Office of the Secretary
 Operating Unit : Metro Manila Centers for Health Development
 Organization Code (UACS) : 13 001 0300013
 Fund Cluster : 01 - Regular Agency Fund

Classification/Sources of Revenue and Other Receipts	UACS CODE	REVENUE TARGET (Annual) per BESF	Actual Revenue and Other Receipts Collections					Cumulative Remittance/Deposits to Date			Variance		Remarks
			1st Quarter Ending March 31	2nd Quarter Ending June 30	3rd Quarter Ending Sept. 30	4th Quarter Ending Dec. 31	Total	Remittance to BTr	Deposited with AGDB	TOTAL	Amount	%	
1	2	3	4	5	6	7	8=[(6+(-)7)-8+9]	9	10	11=(9+10)	12=(8-3)	13=(12/3)	14
Regular Agency Fund		4,178,000.00	16,671,722.36	14,379,280.93	0.00	0.00	31,051,003.29	31,054,759.59	0.00	31,054,759.59	26,873,003.29	643 %	
Revenue Collections		4,178,000.00	846,760.70	320,766.20	0.00	0.00	1,167,526.90	1,158,176.90	0.00	1,158,176.90	(3,010,473.10)	-72 %	
Cash Revenue		4,178,000.00	846,760.70	320,766.20	0.00	0.00	1,167,526.90	1,158,176.90	0.00	1,158,176.90	(3,010,473.10)	-72 %	
Non-Tax		4,178,000.00	846,760.70	320,766.20	0.00	0.00	1,167,526.90	1,158,176.90	0.00	1,158,176.90	(3,010,473.10)	-72 %	
Other Permit Fees	4020101099	601,000.00	264,200.00	138,550.00	0.00	0.00	402,750.00	397,350.00	0.00	397,350.00	(198,250.00)	-33 %	
Registration Fees	4020102000	4,000.00	2,800.00	800.00	0.00	0.00	3,600.00	3,400.00	0.00	3,400.00	(400.00)	-10 %	
Clearance Fees	4020104001	14,000.00	2,800.00	0.00	0.00	0.00	2,800.00	2,800.00	0.00	2,800.00	(11,200.00)	-80 %	
Certification Fees	4020104002	45,000.00	0.00	5,000.00	0.00	0.00	5,000.00	5,000.00	0.00	5,000.00	(40,000.00)	-89 %	
Licensing Fees	4020106000	3,250,000.00	388,147.20	160,916.20	0.00	0.00	549,063.40	545,313.40	0.00	545,313.40	(2,700,936.60)	-83 %	
Fines and Penalties - Service Income	4020114000	264,000.00	188,813.50	15,500.00	0.00	0.00	204,313.50	204,313.50	0.00	204,313.50	(59,686.50)	-23 %	
Non-Revenue Collections/Other Receipts		0.00	15,824,961.66	14,058,514.73	0.00	0.00	29,883,476.39	29,896,582.69	0.00	29,896,582.69	29,883,476.39	0 %	
Cash Receipts		0.00	15,824,961.66	14,058,514.73	0.00	0.00	29,883,476.39	29,896,582.69	0.00	29,896,582.69	29,883,476.39	0 %	
Others		0.00	15,824,961.66	14,058,514.73	0.00	0.00	29,883,476.39	29,896,582.69	0.00	29,896,582.69	29,883,476.39	0 %	
Due from National Government Agencies	1030301000	0.00	694,334.43	0.00	0.00	0.00	694,334.43	694,334.43	0.00	694,334.43	694,334.43	0 %	
Due from Local Government Units	1030303000	0.00	31,192.48	28,441.35	0.00	0.00	59,633.83	73,031.13	0.00	73,031.13	59,633.83	0 %	
Other Receivables	1030599000	0.00	13,298,988.51	9,273,444.21	0.00	0.00	22,572,432.72	22,572,432.72	0.00	22,572,432.72	22,572,432.72	0 %	
Advances for Payroll	1990102000	0.00	1,718,010.84	3,579,532.77	0.00	0.00	5,297,543.61	5,297,208.11	0.00	5,297,208.11	5,297,543.61	0 %	
Advances for Special Disbursing Officer	1990103000	0.00	72,435.40	951,021.50	0.00	0.00	1,023,456.90	1,023,456.90	0.00	1,023,456.90	1,023,456.90	0 %	
Advances to Officers and Employees	1990104000	0.00	0.00	6,808.00	0.00	0.00	6,808.00	6,852.50	0.00	6,852.50	6,808.00	0 %	
Guaranty/Security Deposits Payable	2040104000	0.00	0.00	201,134.66	0.00	0.00	201,134.66	201,134.66	0.00	201,134.66	201,134.66	0 %	
Government Equity	3010101000	0.00	10,000.00	0.00	0.00	0.00	10,000.00	10,000.00	0.00	10,000.00	10,000.00	0 %	
Miscellaneous Income	4060999000	0.00	0.00	18,132.24	0.00	0.00	18,132.24	18,132.24	0.00	18,132.24	18,132.24	0 %	
TOTAL		4,178,000.00	16,671,722.36	14,379,280.93	0.00	0.00	31,051,003.29	31,054,759.59	0.00	31,054,759.59	26,873,003.29	643 %	

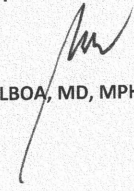
Certified Correct:


 MARJORIE G. FABUNAN, CPA
 Accountant III
 Date: *caf*

Recommending Approval:


 PHILIP F. DU, CPA, MBM
 Chief Administrative Officer
 Date:

Approved By:


 GLORIA J. BALBOA, MD, MPH, MHA, CEO VI, CESO III
 Director IV
 Date:

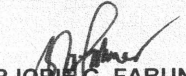
QUARTERLY REPORT OF REVENUE AND OTHER RECEIPTS

As at the Quarter Ending September 30, 2021


Department : Department of Health (DOH)
 Agency : Office of the Secretary
 Operating Unit : Metro Manila Centers for Health Development
 Organization Code (UACS) : 13 001 0300013
 Fund Cluster : 01 - Regular Agency Fund

Classification/Sources of Revenue and Other Receipts	UACS CODE	REVENUE TARGET (Annual) per BESF	Actual Revenue and Other Receipts Collections					Cumulative Remittance/Deposits to Date			Variance		Remarks
			1st Quarter Ending March 31	2nd Quarter Ending June 30	3rd Quarter Ending Sept. 30	4th Quarter Ending Dec. 31	Total	Remittance to BTr	Deposited with AGDB	TOTAL	Amount	%	
1	2	3	4	5	6	7	8=[(6+(-)7)-8+9]	9	10	11=(9+10)	12=(8-3)	13=(12/3)	14
Regular Agency Fund		4,178,000.00	16,671,722.36	14,379,280.93	30,484,867.18	0.00	61,535,870.47	61,524,935.22	0.00	61,524,935.22	57,357,870.47	1,373 %	
Revenue Collections		4,178,000.00	846,760.70	320,766.20	758,600.05	0.00	1,926,126.95	1,916,176.95	0.00	1,916,176.95	(2,251,873.05)	-54 %	
Cash Revenue		4,178,000.00	846,760.70	320,766.20	758,600.05	0.00	1,926,126.95	1,916,176.95	0.00	1,916,176.95	(2,251,873.05)	-54 %	
Non-Tax		4,178,000.00	846,760.70	320,766.20	758,600.05	0.00	1,926,126.95	1,916,176.95	0.00	1,916,176.95	(2,251,873.05)	-54 %	
Other Permit Fees	4020101099	601,000.00	264,200.00	138,550.00	168,600.00	0.00	571,350.00	565,350.00	0.00	565,350.00	(29,650.00)	-5 %	
Registration Fees	4020102000	4,000.00	2,800.00	800.00	1,000.00	0.00	4,600.00	4,400.00	0.00	4,400.00	600.00	15 %	
Clearance Fees	4020104001	14,000.00	2,800.00	0.00	0.00	0.00	2,800.00	2,800.00	0.00	2,800.00	(11,200.00)	-80 %	
Certification Fees	4020104002	45,000.00	0.00	5,000.00	5,000.00	0.00	10,000.00	10,000.00	0.00	10,000.00	(35,000.00)	-78 %	
Licensing Fees	4020106000	3,250,000.00	388,147.20	160,916.20	144,000.05	0.00	693,063.45	689,313.45	0.00	689,313.45	(2,556,936.55)	-79 %	
Fines and Penalties - Service Income	4020114000	264,000.00	188,813.50	15,500.00	440,000.00	0.00	644,313.50	644,313.50	0.00	644,313.50	380,313.50	144 %	
Non-Revenue Collections/Other Receipts		0.00	15,824,961.66	14,058,514.73	29,726,267.13	0.00	59,609,743.52	59,608,758.27	0.00	59,608,758.27	59,609,743.52	0 %	
Cash Receipts		0.00	15,824,961.66	14,058,514.73	29,726,267.13	0.00	59,609,743.52	59,608,758.27	0.00	59,608,758.27	59,609,743.52	0 %	
Others		0.00	15,824,961.66	14,058,514.73	29,726,267.13	0.00	59,609,743.52	59,608,758.27	0.00	59,608,758.27	59,609,743.52	0 %	
Petty Cash	1010102000	0.00	0.00	0.00	3,834.76	0.00	3,834.76	3,834.76	0.00	3,834.76	3,834.76	0 %	
Due from National Government Agencies	1030301000	0.00	694,334.43	0.00	228,993.02	0.00	923,327.45	923,327.45	0.00	923,327.45	923,327.45	0 %	
Due from Local Government Units	1030303000	0.00	31,192.48	28,441.35	3,037,120.32	0.00	3,096,754.15	3,110,151.45	0.00	3,110,151.45	3,096,754.15	0 %	
Other Receivables	1030599000	0.00	13,298,988.51	9,273,444.21	26,053,097.04	0.00	48,625,529.76	48,611,438.21	0.00	48,611,438.21	48,625,529.76	0 %	
Advances for Payroll	1990102000	0.00	1,718,010.84	3,579,532.77	0.00	0.00	5,297,543.61	5,297,208.11	0.00	5,297,208.11	5,297,543.61	0 %	
Advances for Special Disbursing Officer	1990103000	0.00	72,435.40	951,021.50	96,693.78	0.00	1,120,150.68	1,120,150.68	0.00	1,120,150.68	1,120,150.68	0 %	
Advances to Officers and Employees	1990104000	0.00	0.00	6,808.00	0.00	0.00	6,808.00	6,852.50	0.00	6,852.50	6,808.00	0 %	
Guaranty/Security Deposits Payable	2040104000	0.00	0.00	201,134.66	146,720.55	0.00	347,855.21	347,855.21	0.00	347,855.21	347,855.21	0 %	
Government Equity	3010101000	0.00	10,000.00	0.00	30,511.40	0.00	40,511.40	40,511.40	0.00	40,511.40	40,511.40	0 %	
Miscellaneous Income	4060999000	0.00	0.00	18,132.24	10,196.09	0.00	28,328.33	28,328.33	0.00	28,328.33	28,328.33	0 %	
Salaries and Wages - Casual/Contractual	5010102000	0.00	0.00	0.00	118,929.72	0.00	118,929.72	118,929.72	0.00	118,929.72	118,929.72	0 %	
Subsistence Allowance - Magna Carta for Public Health Workers under R.A. 7305	5010205003	0.00	0.00	0.00	150.00	0.00	150.00	150.00	0.00	150.00	150.00	0 %	
Laundry Allowance - Magna Carta Benefits for Public Health Workers under R.A. 7305	5010206004	0.00	0.00	0.00	20.45	0.00	20.45	20.45	0.00	20.45	20.45	0 %	
TOTAL		4,178,000.00	16,671,722.36	14,379,280.93	30,484,867.18	0.00	61,535,870.47	61,524,935.22	0.00	61,524,935.22	57,357,870.47	1,373 %	

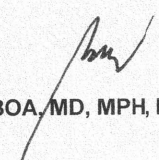
Certified Correct:


MARJORIE G. FABUNAN, CPA
 Accountant III
 Date: 10/8/2021

Recommending Approval:


PHILIP F. DU, CPA, MBM
 Chief Administrative Officer
 Date: 10/8/2021

Approved By:


GLORIA J. BALBOA, MD, MPH, MHA, CEO VI, CESO III
 Director IV
 Date: 10/8/2021

QUARTERLY REPORT OF REVENUE AND OTHER RECEIPTS

As at the Quarter Ending December 31, 2021

Department : Department of Health (DOH)
 Agency : Office of the Secretary
 Operating Unit : Metro Manila Centers for Health Development
 Organization Code : 13 001 0300013
 Fund Cluster : 01 - Regular Agency Fund

Classification/Sources of Revenue and Other Receipts	UACS CODE	REVENUE TARGET (Annual) per BESF	Actual Revenue and Other Receipts Collections					Cumulative Remittance/Deposits to Date			Variance		Remarks
			1st Quarter Ending March 31	2nd Quarter Ending June 30	3rd Quarter Ending Sept. 30	4th Quarter Ending Dec. 31	Total	Remittance to BTr	Deposited with AGDB	TOTAL	Amount	%	
1	2	3	4	5	6	7	8=[(6+(-)7)-8+9]	9	10	11=(9+10)	12=(8-3)	13=(12/3)	14
Regular Agency Fund		4,178,000.00	16,671,722.36	14,379,280.93	30,484,867.18	13,735,616.63	75,271,487.10	74,733,262.71	0.00	74,733,262.71	71,093,487.10	1,702 %	
Revenue Collections		4,178,000.00	846,760.70	320,766.20	758,600.05	3,661,056.60	5,587,183.55	5,549,483.45	0.00	5,549,483.45	1,409,183.55	34 %	
Cash Revenue		4,178,000.00	846,760.70	320,766.20	758,600.05	3,661,056.60	5,587,183.55	5,549,483.45	0.00	5,549,483.45	1,409,183.55	34 %	
Non-Tax		4,178,000.00	846,760.70	320,766.20	758,600.05	3,661,056.60	5,587,183.55	5,549,483.45	0.00	5,549,483.45	1,409,183.55	34 %	
Other Permit Fees	4020101099	601,000.00	264,200.00	138,550.00	168,600.00	218,900.00	790,250.00	786,250.00	0.00	786,250.00	189,250.00	31 %	
Registration Fees	4020102000	4,000.00	2,800.00	800.00	1,000.00	1,600.00	6,200.00	6,000.00	0.00	6,000.00	2,200.00	55 %	
Clearance Fees	4020104001	14,000.00	2,800.00	0.00	0.00	0.00	2,800.00	2,800.00	0.00	2,800.00	(11,200.00)	-80 %	
Certification Fees	4020104002	45,000.00	0.00	5,000.00	5,000.00	0.00	10,000.00	10,000.00	0.00	10,000.00	(35,000.00)	-78 %	
Licensing Fees	4020106000	3,250,000.00	388,147.20	160,916.20	144,000.05	3,215,367.10	3,908,430.55	3,874,930.45	0.00	3,874,930.45	658,430.55	20 %	
Fines and Penalties - Service Income	4020114000	264,000.00	188,813.50	15,500.00	440,000.00	225,189.50	869,503.00	869,503.00	0.00	869,503.00	605,503.00	229 %	
Non-Revenue Collections/Other Receipts		0.00	15,824,961.66	14,058,514.73	29,726,267.13	10,074,560.03	69,684,303.55	69,183,779.26	0.00	69,183,779.26	69,684,303.55	0 %	
Cash Receipts		0.00	15,824,961.66	14,058,514.73	29,726,267.13	10,074,560.03	69,684,303.55	69,183,779.26	0.00	69,183,779.26	69,684,303.55	0 %	
Others		0.00	15,824,961.66	14,058,514.73	29,726,267.13	10,074,560.03	69,684,303.55	69,183,779.26	0.00	69,183,779.26	69,684,303.55	0 %	
Petty Cash	1010102000	0.00	0.00	0.00	3,834.76	10,189.00	14,023.76	14,023.76	0.00	14,023.76	14,023.76	0 %	
Due from National Government Agencies	1030301000	0.00	694,334.43	0.00	228,993.02	3,755,324.75	4,678,652.20	4,678,652.20	0.00	4,678,652.20	4,678,652.20	0 %	
Due from Local Government Units	1030303000	0.00	31,192.48	28,441.35	3,037,120.32	63,030.26	3,159,784.41	3,173,181.71	0.00	3,173,181.71	3,159,784.41	0 %	
Other Receivables	1030599000	0.00	13,298,988.51	9,273,444.21	26,053,097.04	5,306,897.29	53,932,427.05	53,594,911.90	0.00	53,594,911.90	53,932,427.05	0 %	
Advances for Payroll	1990102000	0.00	1,718,010.84	3,579,532.77	0.00	0.00	5,297,543.61	5,297,208.11	0.00	5,297,208.11	5,297,543.61	0 %	
Advances for Special Disbursing Officer	1990103000	0.00	72,435.40	951,021.50	96,693.78	560,900.02	1,681,050.70	1,504,935.26	0.00	1,504,935.26	1,681,050.70	0 %	
Advances to Officers and Employees	1990104000	0.00	0.00	6,808.00	0.00	0.16	6,808.16	6,852.66	0.00	6,852.66	6,808.16	0 %	
Guaranty/Security Deposits Payable	2040104000	0.00	0.00	201,134.66	146,720.55	170,395.00	518,250.21	518,250.21	0.00	518,250.21	518,250.21	0 %	
Government Equity	3010101000	0.00	10,000.00	0.00	30,511.40	155,262.50	195,773.90	195,773.90	0.00	195,773.90	195,773.90	0 %	
Miscellaneous Income	4060999000	0.00	0.00	18,132.24	10,196.09	20,295.25	48,623.58	48,623.58	0.00	48,623.58	48,623.58	0 %	
Salaries and Wages - Casual/Contractual	5010102000	0.00	0.00	0.00	118,929.72	0.00	118,929.72	118,929.72	0.00	118,929.72	118,929.72	0 %	
Subsistence Allowance - Magna Carta for Public Health Workers under R.A. 7305	5010205003	0.00	0.00	0.00	150.00	0.00	150.00	150.00	0.00	150.00	150.00	0 %	
Laundry Allowance - Magna Carta Benefits for Public Health Workers under R.A. 7305	5010206004	0.00	0.00	0.00	20.45	0.00	20.45	20.45	0.00	20.45	20.45	0 %	
Collective Negotiation Agreement Incentive - Civilian	5010299011	0.00	0.00	0.00	0.00	3,750.00	3,750.00	3,750.00	0.00	3,750.00	3,750.00	0 %	
Scholarship Grants/Expenses	5020202000	0.00	0.00	0.00	0.00	16,760.00	16,760.00	16,760.00	0.00	16,760.00	16,760.00	0 %	
Other Professional Services	5021199000	0.00	0.00	0.00	0.00	11,755.80	11,755.80	11,755.80	0.00	11,755.80	11,755.80	0 %	
TOTAL		4,178,000.00	16,671,722.36	14,379,280.93	30,484,867.18	13,735,616.63	75,271,487.10	74,733,262.71	0.00	74,733,262.71	71,093,487.10	1,702 %	

Certified Correct:

MARJORIE S. FABUNAN, CPA
 Accountant III
 Date: 01/10/2022

Recommending Approval:

PHILIP F. DU, CPA, MBM
 Chief Administrative Officer
 Date: 01/10/2022

Approved By:

GLORIA J. BALBOA, MD, MPH, MHA, CEO VI, CESO III
 Director IV
 Date: 01/10/2022